

The Fibrous Zeolite Family

1. The Periodic Building Unit (PerBU) - 2. Type of Faulting - 3. The Rod Symmetry
4. Connectivity Pattern - 5. Ordered End-Members - 6. Disordered Materials synthesized to date
7. Supplementary Information - 8. References

1. The Periodic Building Unit (PerBU) is the fibrous chain axis c shown in Figure 1:

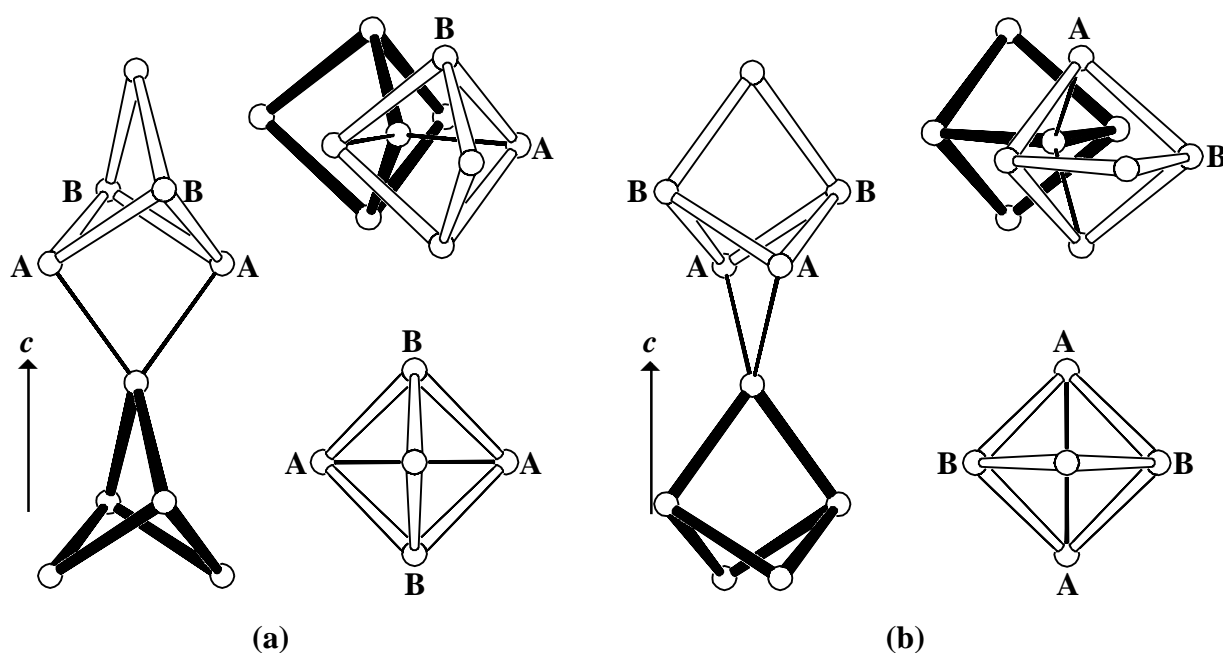


Figure 1(a): Perspective view of the PerBU seen perpendicular to the chain axis c (left) and down c in perspective view (top right) and in parallel projection (bottom right); (b): as (a) after a rotation of 90° about the chain axis has been applied

The PerBU in the fibrous zeolite family of framework types is formed by connecting T5 units ('capped' T4-rings; depicted in Fig. 1 in bold) related by pure translations along c . The T atoms labeled A and B are indicators for the 'height' above the [001] plane (the 'height' difference is $\frac{1}{4}c$) and are used in the description of the connection modes.

2. Type of faulting: 2-dimensional stacking disorder of the PerBU's along [100] and [010].

3. The rod symmetry of the PerBU is $\bar{4}$ (m) 2. ▲

4. Connectivity pattern of the PerBU:

Neighbouring PerBU's can be connected in the **ab** plane via O-bridges in several ways:

- neighbouring chains are related by pure translations. The resulting connection modes are denoted as A-A and B-B.
- neighbouring chains are related by a 90° rotation about the chain axis followed by a translation of minus or plus $\frac{1}{4}c$. The resulting connection modes are denoted as A-B or B-A

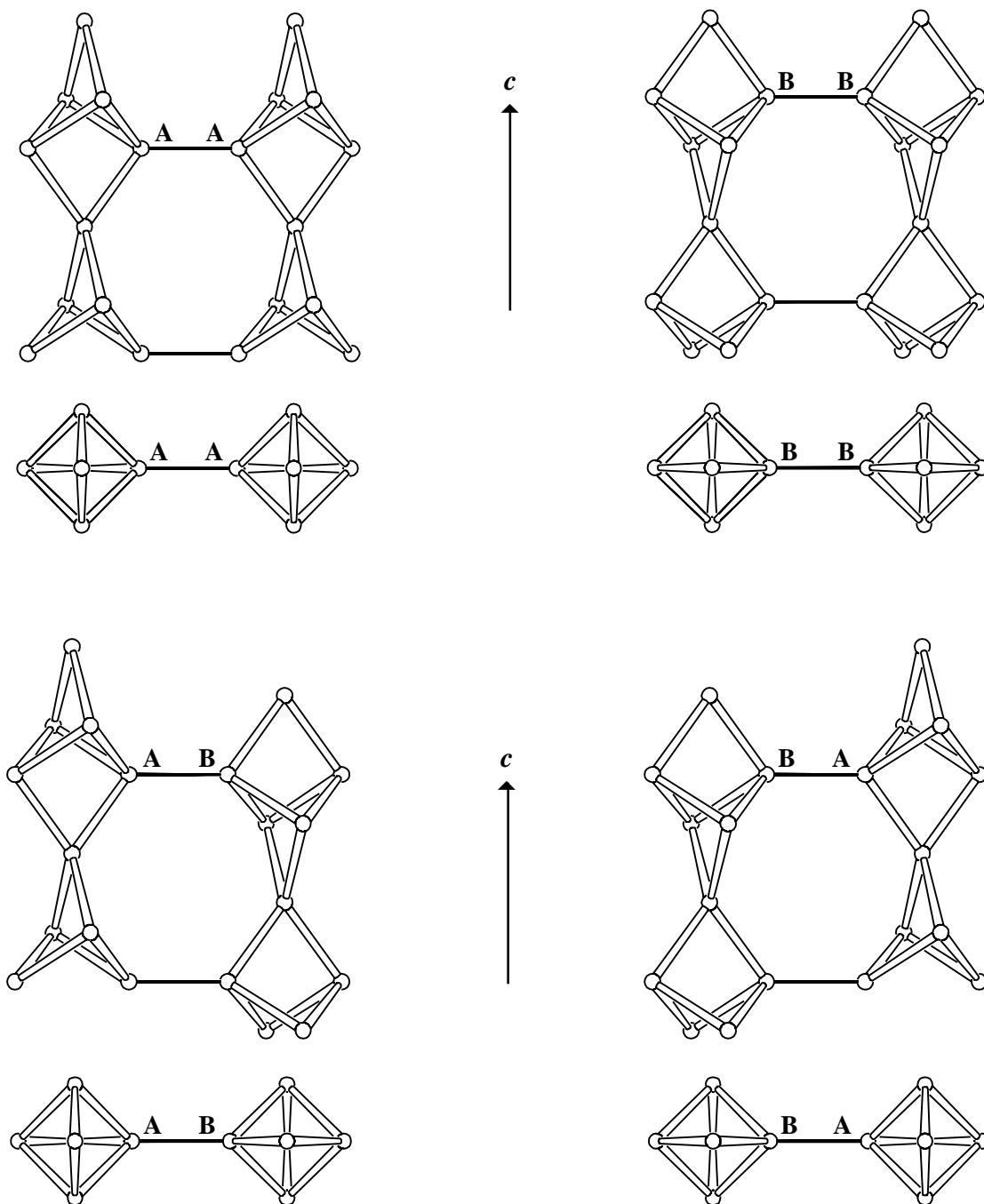


Figure 2: Perspective view perpendicular to the fibrous chain axis (top) and parallel projection along the chain axis (bottom) of the connection modes A-A, B-B, A-B and B-A in the fibrous zeolites

Once the distribution of the connection modes within the **ab** plane is known the 3-dimensional framework is defined. ▲

5. The simplest ordered end-members in the fibrous zeolite family are shown in Figure 3.

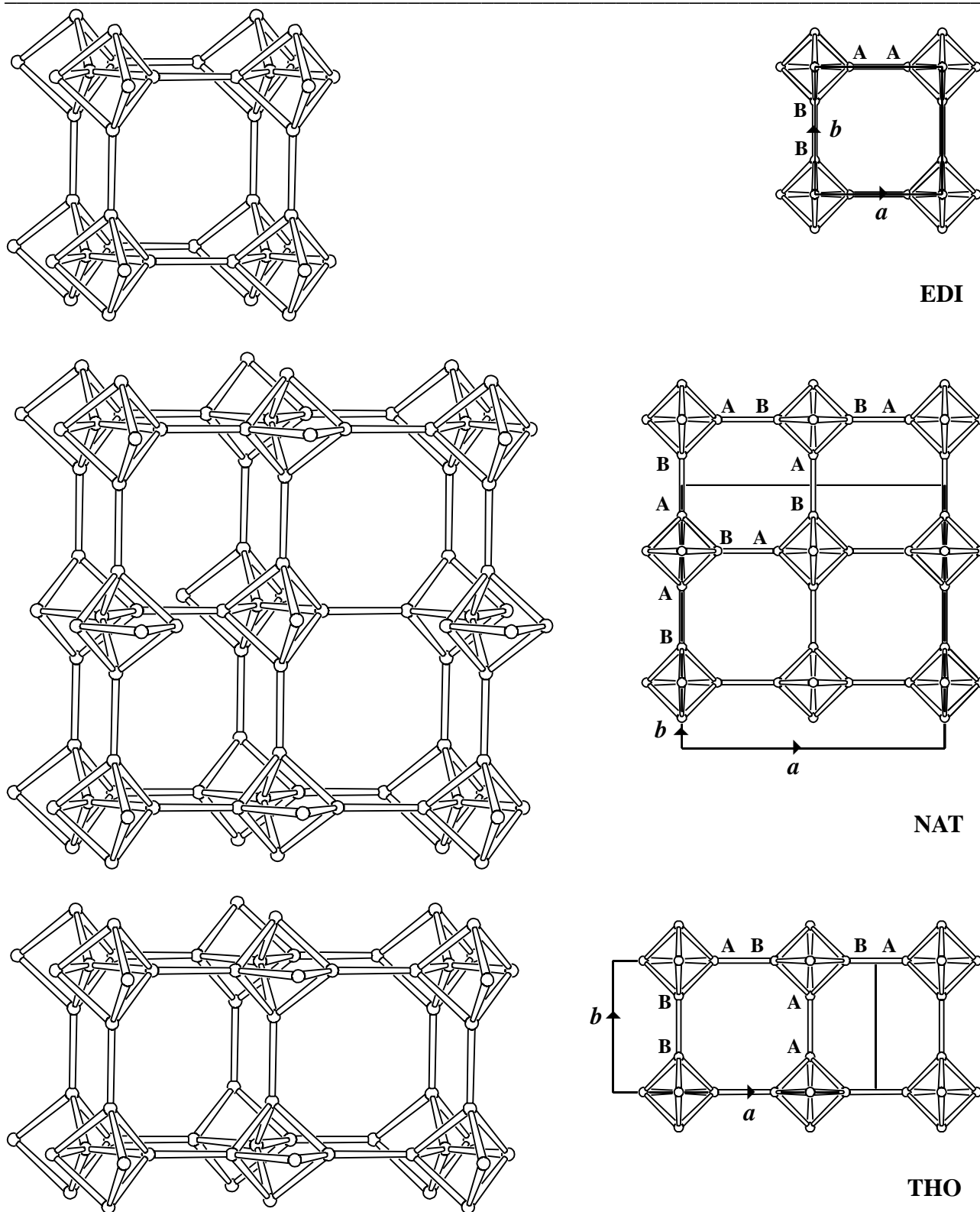


Figure 3: Perspective view (left) and parallel projection (right) along the fibrous chain axis c of the unit cell content of the three simplest ordered end-members in the fibrous zeolite family

Pure EDI(1-3), NAT(4,5) and THO(6-8) are obtained when neighbouring PBU's in the ab plane are exclusively related by translation (EDI), by a rotation of 90° about the chain axis (followed by a shift of $\pm \frac{1}{4}c$) (NAT) and by rotation of 90° about the chain axis along a and translation along b (THO), respectively. ▲

6. Disordered materials synthesized and characterized to date:

to be added

7. Supplementary material

to be added



8. References

- (1) W.H. Taylor and R. Jackson, Z. Kristallogr. **86**, 53 (1933).
- (2) E.Galli, Acta Cryst. **B32**, 1623 (1976).
- (3) Å. Kvik and J.V. Smith, J. Chem. Phys. **79**, 2356 (1983).
- (4) L. Pauling, Proc. Natl. Acad. Sci. **16**, 453 (1930).
- (5) W.M. Meier, Z. Kristallogr. **113**, 430 (1960).
- (6) W.H. Taylor, C.A. Meek and W.W. Jackson, Z. Kristallogr. **84**, 373 (1933).
- (7) A. Alberti, G. Vezzalini and V. Tazzoli, Zeolites **1**, 91 (1981).
- (8) J.J. Pluth, J.V. Smith and Å. Kvik, Zeolites **5**, 74 (1985).

